


Our Visit to the Rutgers Geology Museum



Rutgers Geology Museum
Rutgers, The State University of New Jersey
Geology Hall, Second Floor
85 Somerset Street
New Brunswick, NJ 08901
geologymuseum@sas.rutgers.edu

INTRODUCTION

We can read this story to get ready to go to the **Rutgers Geology Museum**. In this story, we will learn what to expect at the museum step-by-step. We will learn about how to enter the museum, some of the people we will meet on our visit, and what we can do at the museum.

We are going to have such a **fun** visit at the **museum**!



We are going to visit the **Rutgers Geology Museum**. The museum is on a college campus. When we arrive, we might see **students** and teachers walking around.

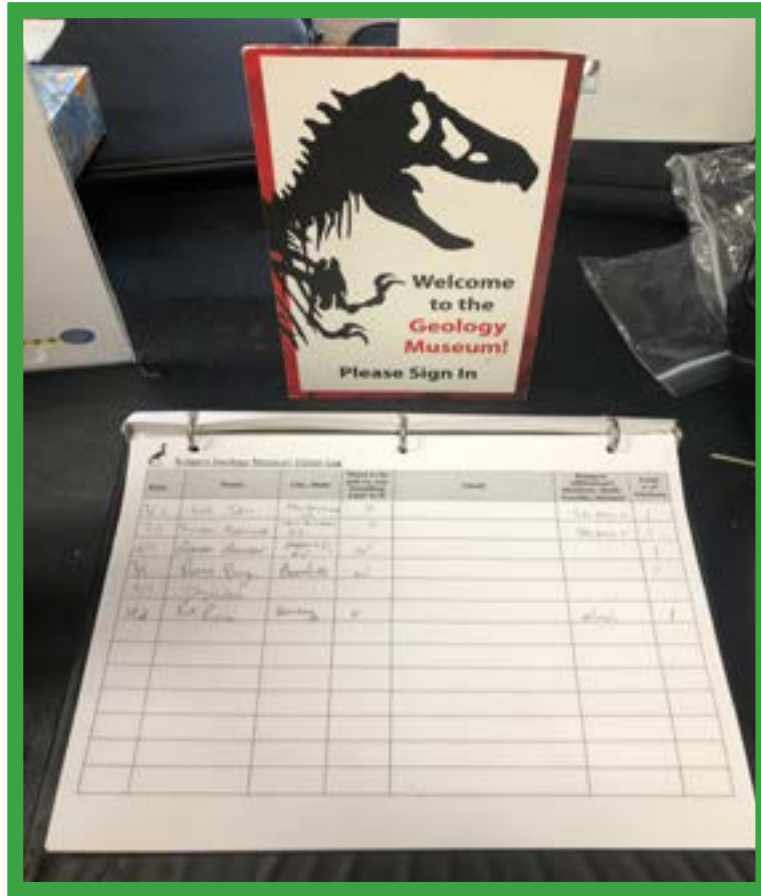


The Rutgers Geology Museum is on the second floor of the building so we will have to walk up some **stairs**. While walking up the stairs, we will try to use **inside voices** because people are working and need quiet.



When we enter the museum, we will be at the **welcome desk**. This area might be crowded. We might have to **wait** in line to check in. We will wait patiently until it is our turn to talk to the staff at the desk.

When it is our turn, staff at the welcome desk will greet us and ask us to **sign in**. We will **write our names** down so they know who we are.



The staff will ask us if we want to do a scavenger hunt.

If we complete the scavenger hunt, we will get a **prize**.



We can decide to **do** the scavenger hunt or **not**.

Both choices are **good**.



Let's **practice writing our name**.



The **staff** who work at the museum can **help** us during our visit. We can ask them questions about the museum and they will help us find the answer.

While in the museum, there are some things we can touch and some things we can't touch. We will **ask** which things we can **touch** and **look** at the rest.



There are a lot of **cool** things we can see in the **museum**.
Some things we can see are...




We can see the gallator and its footprints. A gallator was a small **dinosaur** that left a **3-toed** footprint.

We can look at the other dinosaurs' footprints too!




We can see different types of **minerals**; some are really colorful, some are not.


We can even see some that **glow** in the dark!



To see the glow in the dark minerals, we have to go into a **special room**.



We will have to hit a button to turn **off the lights**. The room will be dark. We will **not** be scared.




We can see Manny the **mastodon**. The mastodon is a relative of the Woolly Mammoth and **elephants**!

We can see the **mummy** named Iset-Ha. She is over 2,000 years old! We can look at the way she crosses her arms and how her face is painted on the top of her coffin.



When we are done looking on the first floor, we can **climb** the **spiral staircase** to go to the second floor.



If we don't want to climb the spiral staircase, we can go **outside** the museum to **climb regular stairs** and come back in.

We can see the giant **spider crab** on the second floor. Did you know this crab can grow as big as a human, and sometimes even bigger?!




We can also find more minerals upstairs. They have **different textures** and colors. Some might even look shiny and **reflect** the light off of them.



If we need to **sit**, we can find a seat on the first or second floor and sit.

If we need a break, we can find a quiet place in the museum to rest or we can leave and come back later.



If we need to go to the **bathroom**, I can ask a grownup to bring me to the bathroom. We will walk **downstairs** to the basement to find the bathroom.



Some people want to spend a long time in the museum. Other people want to stay for only a short time. Both are good.

The important thing is that we **enjoy** our time at the museum. If there are some things we did not see, we can come back another day or look online.

Special thanks to...

The Rutgers Geology Museum staff and directors and local Special Education professionals for making the creation of this interactive story possible!

Originally written by Cali Swantek, History B.A. Rutgers School of Arts and Sciences Class of 2020.

Spring 2020. Revised and compiled by Caroline Barkemeyer, Urban Planning and Design B.S. Rutgers Bloustein School of Planning and Public Policy Class of 2021.

RUTGERS

THE STATE UNIVERSITY
OF NEW JERSEY



Rutgers Geology Museum
Rutgers, The State University of New Jersey
Geology Hall, Second Floor
85 Somerset Street
New Brunswick, NJ 08901
geologymuseum@sas.rutgers.edu